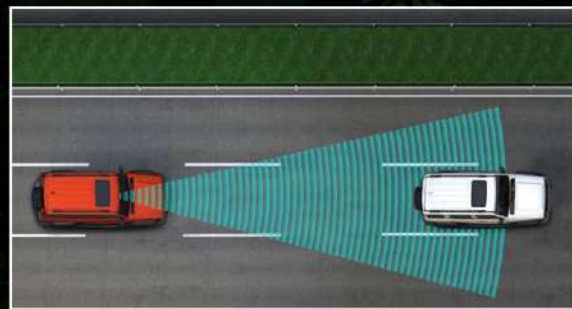


ALL-ROUND PROTECTION CONFIDENCE IN EVERY JOURNEY



1,500 MPa
ULTRA-HIGH STRENGTH BODY



LEVEL 2 ADVANCED DRIVING ASSISTANCE SYSTEMS (ADAS)

- ACC – Adaptive Cruise Control
- TJA – Traffic Jam Assist
- FCW – Front Collision Warning
- LDW – Lane Departure Warning
- LKA – Lane Keeping Assist
- LCK – Lane Center Keeping
- ELK – Emergency Lane Keeping

- AEBI – Autonomous Emergency Braking
+ Junction Assist
- LCA – Lane Change Assistance
- RCW – Rear Collision Warning
- RCTA – Rear Cross Traffic Alert
- RCTB – Rear Cross Traffic Braking
- HDC – Hill Descent Control



**4x4
OFF-ROAD**

CHOOSE YOUR RUGGEDNESS



GWM TANK 300

GWM TANK 300 HEV



Dusk Orange
(ICE Exclusive)



Sand Beige
(HEV Exclusive)



Crystal Black



Pearl White



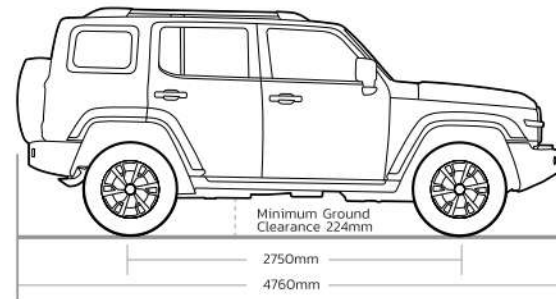
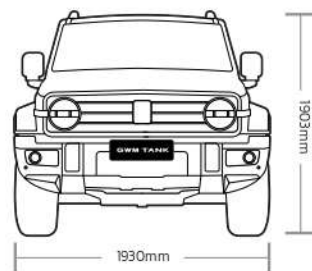
18" Dual-tone Alloy
Highway Terrain Tyres
(ICE Exclusive)



17" Black Alloy Wheels
All-Terrain Tyres
(HEV Exclusive)



Interior Colour



For More Information:



GWM Malaysia



gwm.com.my



Customer Service Hotline
1800 18 2882



Email
support@gwm.com.my

Notice

The specifications, product information or images displayed herein are for illustration purposes. Some of the product and service information, illustrations and images contained herein may have been prepared for generic use and the actual products may vary from those displayed herein, owing to technical limitations.

The illustrations may show accessories, optional equipment or other features which are not part of the standard specification or service scope available in Malaysia. The company reserves the right to change all information, specifications, and grades without prior notice. For safety and efficiency in use, please refer to the manual before use. The company shall not be responsible for discrepancies or differences between the illustrations displayed in this Specification & Standard Equipment and the actual product.

OPEN FOR BOOKING

RUGGEDNESS AND CAPABILITY OF A REAL 4X4

ICE | PART-TIME 4WD
2.0T + 8AT



Maximum Power
162 kW/220PS

Maximum Torque
380Nm

HEV | ON-DEMAND 4WD
2.0T + 9HAT

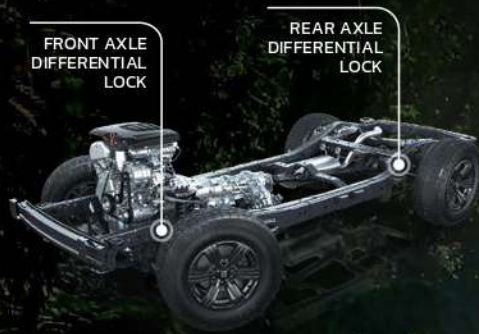


Maximum Combined Power
255 kW/346PS

Maximum Combined Torque
648Nm

BUILT FOR HARDCORE OFF-ROAD PERFORMANCE.

The chassis features 99% high-strength steel, a longitudinal beam cross-section of up to 160x130 mm, and torsional rigidity of 284.5 kN-m/rad, ensuring outstanding structural strength and driving stability.



RUGGED OUTSIDE, REFINED INSIDE



APPLE CARPLAY® AND ANDROID AUTO™ CONNECTIVITY



9-SPEAKER INFINITY SOUND SYSTEM



VENTILATED NAPPA LEATHER SEAT WITH MASSAGE
(Massage for driver seat only)

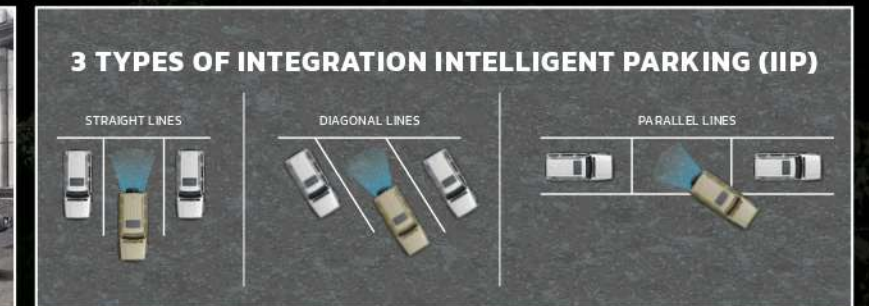


60:40 FOLDABLE SEATS

SMART FEATURES (HEV EXCLUSIVE)



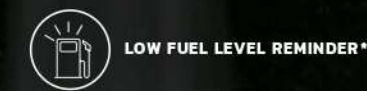
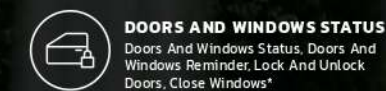
INTELLIGENT APP CONNECTIVITY



FULLY AUTOMATIC PARKING ASSIST

SMARTPHONE CONNECTIVITY

Enjoy our GWM Intelligent Application that delivers seamless convenience to your everyday life.



TANK TURN ASSIST



CRAWL CONTROL MODE
66% Maximum Climbing Degree



700mm MAX. WADING DEPTH

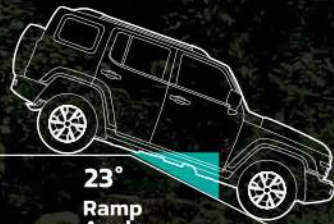


ALL-TERRAIN PROGRESS CONTROL (ATPC) SYSTEM
ICE (9 Driving Modes)
HEV (7 Driving Modes)

Departure Angle



Ramp Angle



Approach Angle

