

Co-Star



CITY TRANSPORTER

Styling



Personalized Integrated Headlamp



Reverse Camera & Reverse Sensor



Electric Outward Lifting Door



High Quality Stainless Steel Wheel Hub

Interior



Instrument Panel



Emergency Exit Window Hammer



Emergency Exit With Roof Ventilator



3-Point Passenger Seat Belt



Comfortable Seat With Ample Leg Room (Adjustable)


Luggage Compartment



Overhead Luggage Compartment



Front Luggage Compartment



Rear Luggage Compartment - Up To 5 Standard Size Cabin Luggage
[L:480mm x W: 320mm x H:180mm]

- EXECUTIVE TRANSPORTER
- PRIVATE REGISTRATION APPLICABLE
- EASY TO MANEUVER
- 28 MURID² SEKOLAH

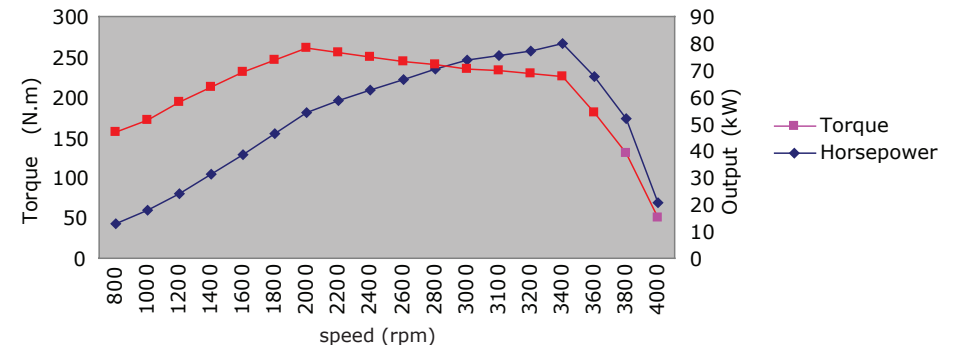
Powertrain



1. Turbocharged intercooler
2. BOSCH high pressure common rail fuel system
3. Reasonable lightweight design
4. Efficient low emission design

Maximum torque speed (N.m/rpm):
260 / 2000

Rated power/speed (kW[Hp]/rpm):
80 [107] / 3400



GETRAG five-speed transmission

Gear Ratio	1st	2nd	3rd	4th	5th	Reverse
	4.717	2.513	1.679	1.000	0.719	4.497



Advance Technology



Closed Ring Entire Framework Body, full-length welding roof and brazing column ensure the usability under all road conditions. The integral electrophoresis is applied after the welding is finished, which ensures the weatherability of vehicle.



Co-Star adopts 5-star level bus special chassis and efficient engine system according to the overall dynamic performance matching needs.

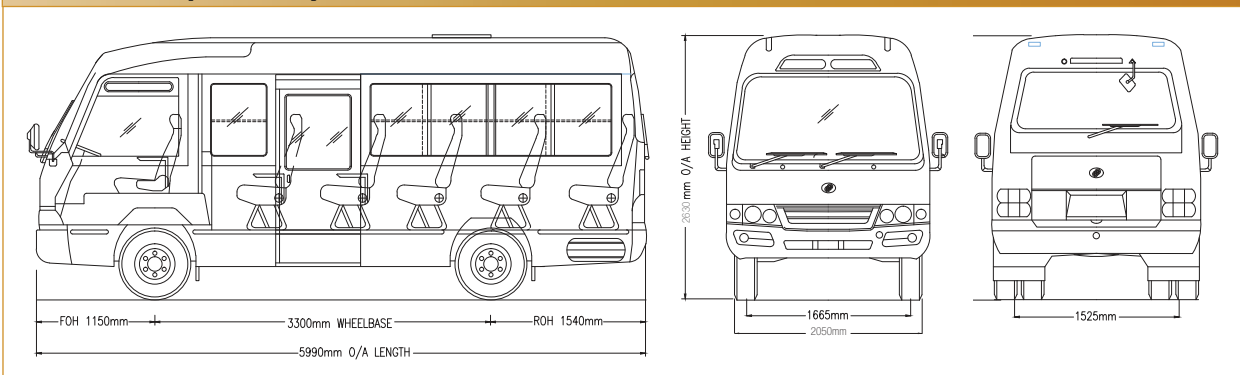
CAM Co-Star 2.8L CDTi Specification

ENGINE							
Parameter	Engine Type	In Line 4 Cylinders, 16-Valve, DOHC, Common Rail Turbo Intercooler Engine, Electronically Controlled					
	Displacement (L)	2.771 L					
	Bore x Stroke	93mm x 102mm					
	Rated Output (kW[HP]/rpm)	80 [107]/ 3400					
	Torque (Nm/rpm)	260 / 2000					
Compression Ratio		17.20					
Top Speed*		≥110km/h					
Fuel Standard		Diesel					
Fuel Tank Capacity (L)		70					
TECHNICAL DIMENSION							
Overall – Length x Width x Height (mm)		5990 x 2050 x 2630					
Wheelbase (mm)		3300					
Wheel Thread (Front / Rear) (mm)		1665 / 1525					
Front Overhang / Rear Overhang (mm)		1150/1540					
Min Ground Clearance (mm)		190					
SEAT							
Seating Capacity		20					
MASS							
Gross Vehicle Weight (kg)		4950					
Curb Weight (kg)		3475					
CHASSIS & SUSPENSION							
Steering		Hydraulic Power Steering					
Min Turning Radius (m)		6.8m					
Brake System		ABS + Hydraulic two-way loop enhanced braking system, with exhaust brake and LSPV					
		Front & Rear Drum Brakes					
Suspension System		Non Independent; Leaf Spring (Front 3/Rear 4)					
Wheel Size		Rim: 5.5F-16					
Tire		7.00R16 12PR Tubeless Tyre					
Clutch		Single, Dry Hydraulic Diaphragm Spring					
GEARBOX							
Transmission Type		GETRAG JC528 5MT					
Gear Ratio		1st	2nd	3rd	4th	5th	Reverse
		4.717	2.513	1.679	1.000	0.719	4.497
Drive Axle (Main Reduction Ratio)		6.142					
ELECTRICAL							
Battery		12V					
Alternator		14V/120A					

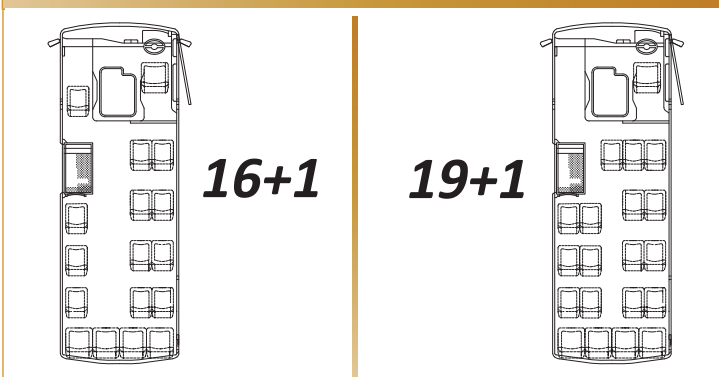
FEATURES & ACCESSORIES

Radio Player with MP3, USB, Interface SD Card Slot and 4 Speakers	Electric Outward Lifting Door (With Remote Control)	Front Windshield Sunshade		
Reverse Camera & Reverse Sensor	Bamboo Plywood + Synthetic Leather Floor	Anti Collision Strip		
Stainless Steel Wheel Casing	Emergency Exit With Roof Ventilator	Inner Luggage Rack		
Sliding Windows	Interior Cabin Lamp	Digital Clock With Thermometer		
Luxury Synthetic Leather Seats With 3 Point Safety Belt (Seats Adjustable)	Curtain	Interior Top Handrail	Cigarette Lighter	Console Box

DIMENSION (unit:mm)



SEAT LAYOUT



Branch / Dealer Chop :



Certified By



Distributor:
R&A MARKETING SDN BHD
 Sendok Group Building, Lot 1564, Batu 4, Jalan Kapar,
 42100 Klang, Selangor Darul Ehsan, Malaysia
 Tel: +603-33455600 Fax: +603-32919658 E-mail: info@sendokgroup.com



Disclaimer: All features & specification shown in this brochure are subject to change without prior notice and may vary according to locality. The colour(s) of the vehicle(s) and interior shown herein may slightly differ from actual vehicles.